RASHTRIYA

ELECTRICAL & ENGG. CORPN.

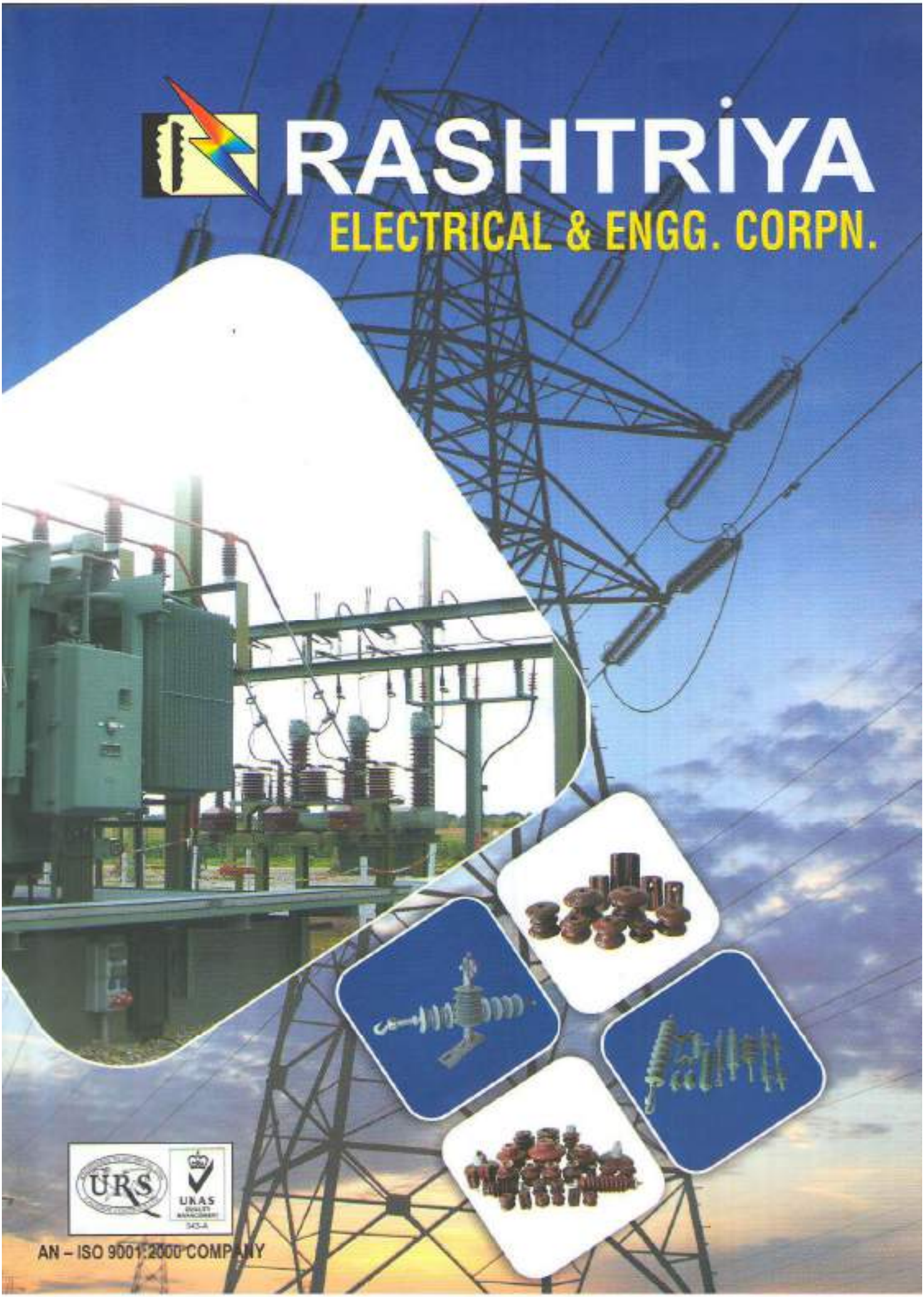

AN – ISO 9001:2000 COMPANY

RASHTRIYA
ELECTRICAL & ENGG. CORPN.

Introduction

We take the pleasure to introduce ourselves as one of the oldest company in transmission line material started in 1969 having experience of more than 42 years.

We are the first company in India , who started manufacturing of Silicon Polymer composite insulators alongwith Porcelain insulator , LIGHTING ARRESTOR, HG Fuse, HT Switchgears, GOAB Switch, Isolator, Disc Fitting, AB Cable fittings, Shackle Insulator, Earthing Accessories, Stay Sets, FRP Cross Arms 11 kV to 66 kV, DO Fuse, HARDWARE FITTING FOR INSULATOR etc. run by highly rich experienced technocrats, upgrade quality system, assured after sales service and on time delivery track record, Rashtriya has 80 % business share contributed by repeated orders.

Most of the leading Power Corporations entrusted us to distribute the electrical power.

We have achieved a remarkable business growth over the preceding years .

We are one of the most reputed and reliable manufacturers to provide high quality products from our "State of Art" manufacturing Units.

ABOUT US

We have started with a small unit at 21/5, BabarPur Road Shahdara Delhi – 110032 in 1969.

In year 2000 We started one more unit in Tronica city Loni Ghaziabad having 50,000 Sq. feet of covered area.

In 2005 we have started one more unit at Kala Amb Himachal Pradesh having 15,000 Sq. feet covered area.

We have backup of brilliant engineer having good experience and are capable of Developing, Manufacturing and testing any item with different and specifications.

We are having more than 200 workers team to fulfill any demand and having a turnover of more than 10 million USD.

RASHTRIYA
ELECTRICAL & ENGG. CORPN.

PRODUCTS RANGE

- 11KV, 22KV & 33KV COMPOSITE PIN INSULATOR IN POLYMER & PORCELAIN
- 11KV, 22KV & 33KV COMPOSITE POST INSULATOR IN POLYMER & PORCELAIN
- 11KV COMPOSITE DISC INSULATOR T&C / B&S TYPE 70KN, 90KN & 120KN
- 11KV, 22KV & 33KV COMPOSITE DISC INSULATOR 45KN, 70KN, 90KN, 120KN , 160 KN UPTO 400KV
- 11KV, 22KV & 33KV LIGHTING ARRESTOR IN POLYMER & PORCELAIN
- 11KV TO 400KV TENSION SESPENSION INSULATOR IN POLYMER
- LT SHACKLE, LT PIN, GUY / STAY IN PORCELAIN
- 11 KV & 33 KV SOLID CORE INSULATOR IN POLYMER & PORCELAIN COMPOSITE)
- 11KV, 33KV, 66KV ISOLATORS (DBCR/HCB TYPE)
- 12KV, 22KV & 33KV GOAB SWITCHES/ LINE SECTIONALISERS
- 11KV, 22KV, 33KV HG FUSE SETS, DROP OUT FUSE SETS /CUT OUT FUSE UNIT
- TRANSMISSION LINES HARDWARE FITTINGS & A3 CABLE ACCESSORIES
- EARTHING MATERIALS & STAY SETS , EARTHING ELECTRODE,CHEMICAL EARTHING
- PG CLAMPS, PIERCING, SUSPENTION, DEAD END, HOOK CLAMP, BUSWAR FITTINGS, ALUMINIUM PIPE FITTINGS FOR SUBSTATION.
- DANGER PLATES , NUMBER PLATE, PHASE PLATE,CIRCUIT PLATE CLAMPS & CONNECTORS FOR SUBSTATION (TUBE TYPE)
- FRP CROSS ARMS 75X40, 75X75, 100X100, 110X70, 101X76, 110X50 & TOP HAMPER
- FRP CABLE TRAY
- FRP PIPE & FRP ROD, FRP OPERATING/DISCHARGING ROD
- HARDWARE FITTING FOR INSULATOR(SUSPENTION, DEADEND, TENSION)
- 11 KV TO 33 KV HEAT SHRINK/COLD SHRINK CABLE JOINTING KIT
- FIBRE GLASS OPTICAL CABLE ACCESSORIES
- G.I. STRIP, GI PLATE, CI COVER
- ACSR,AAAC CONDUCTORS, STAY WIRES, GI WIRES

RASHTRIYA is catering to the following Five segments of Electrical Industry.

1.Polymer Insulator Division
2.Porcelion Insulator Division
3.Lighting Arrestors / CutOut Division
4.DropOut Fuse Unit / Isolator Division
5.FRP Rod / Pipes / Cross Arm Cable tray Division
6.Hardware fittings, substation fittings, Earthing material, ACSR conductor

Manufacturing Facilities and Processes

Rashtriya Technology Continues to make every effort to achieve zero defects by thorough quality management in both manufacturing process and hardware, and the maintenance of clean manufacturing environment.

Manufacturing Facilities and Processes

1) Injection molding machine:(400 ton DESMA)
2) Injection molding machine:(400 ton DESMA)
3) Swaging control machine (Fitting Machine):400 ton HITECH
4) Swaging control machine (Fitting Machine):200 ton
5) Drying machine
6) Chiller:(2 Nos)
7) Rubber Rolling Machine-1

Manufacturing Processes

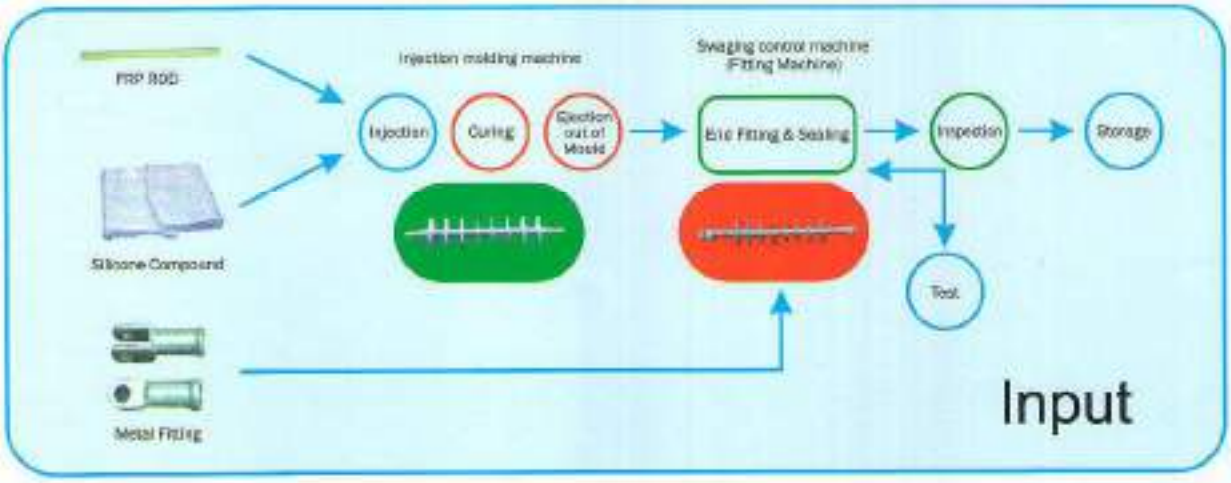

An - ISO 9001:2008 COMPANY

RASHTRIYA
ELECTRICAL & ENGG. CORPN.

Dead-end/Suspension Insulators for Distribution Line

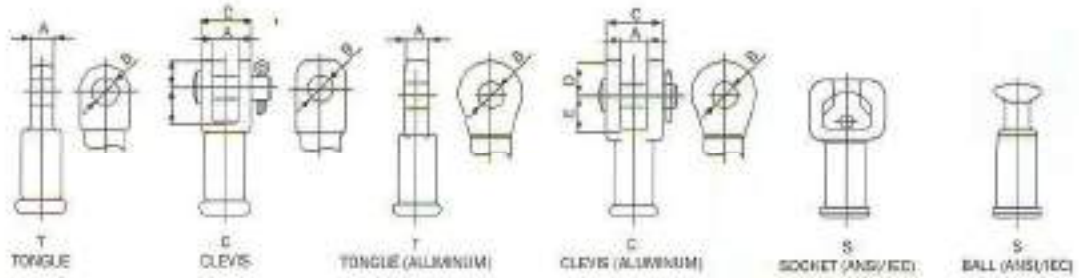

CHARACTERISTICS

Fittings	Fittings Designations	Material	Class	Dimensions mm (in)				
				A	B	C	D	E
TONGUE	T	Galvanized steel	-	16(0.63)	12.5(0.71)	-	-	-
		ALUMINUM	-	16(0.63)	18(0.71)	-	-	-
CLEVIS	C	Galvanized steel	-	19(0.74)	18(0.71)	37(1.45)	19(075)	25(0.98)
		ALUMINUM	-	18(0.71)	18(0.71)	40(1.57)	24(0.94)	25(0.98)
SOCKET	S	Galvanized steel	IS CLASS	-	-	-	-	-
			IS CLASS	-	-	-	-	-
BALL	B	Galvanized steel	IS CLASS	-	-	-	-	-
			IS CLASS	-	-	-	-	-



Best Technology & Best Product

AN – ISO 9001:2000 COMPANY

RASHTRIYA
ELECTRICAL & ENGG. CORPN.

Composite Post Insulator

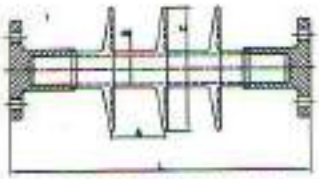

REE-PL01-24F-11

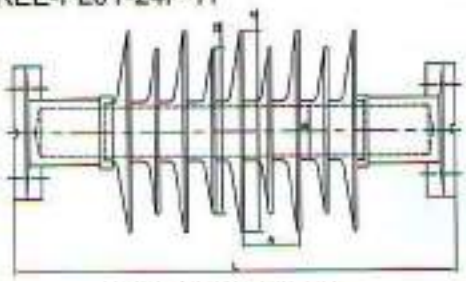

REE-PL01-24/42F-

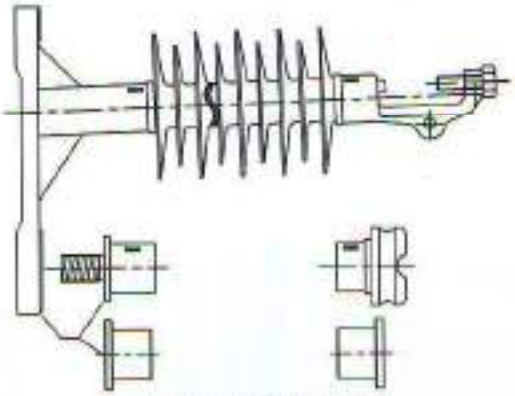

REE-PL01-42F-33

STANDARD PARTICULARS									
PRODUCT NO:-				REE-PL01-24F-11	REE-PL01-24F-15	REE-PL01-24F-22	REE-PL01-24F-33	REE-PL01-42F-33	REE-PL01-42F-33
HIGHEST SYSTEM VOLTAGE:-			kv.	11	15	22	33	33	33
CREEPAGE DISTANCE:-			mm.	320	340	680	1320	900	1320
CANTILEVER STRENGTH:-			kN.	5	5	4-10	5	10	20
DIMENSION'S:-		A:-	mm.	45	45	45	80	24	48
		B:-	mm.	30	30	30	32	50	50
		C:-	mm.	105	105	105	156	170	170
		C1:-	mm.				103	140	140
		L:-	mm.	252	252	308	515	376	525
FLASHOVER VOLTAGE	LOW FREQUENCY	DRY	kv.	65	65	90	90	90	90
		WET	kv.	40	40	50	50	50	50
	CRITICAL IMPULSE	POSITIVE	kvp.	80	80	200	200	200	200
		NAGATIVE	kvp.	80	80	220	220	220	220
WITHSTAND VOLTAGE	POWER FREQUENCY	DRY	kv.	55	55	85	85	85	85
		WET	kv.	35	35	75	75	75	75
	IMPULSE	POSITIVE	kvp.	75	75	170	170	170	170
		NAGATIVE	kvp.	75	75	190	190	190	190
NO. OF SHED :-				3	3	6	12	9	11
NETT WEIGHT (APPROX.) :-			kg.	1.5	1.5	1.6	2.0	1.8	7.1
CONTENTS OF EACH PACKAGE:-			Nos.	12	12	12	12	12	12

APPLICABLE SPECIFICATION IEC : 61109

Best Technology & Best Product

URS
AN – ISO 9001:2008 COMPANY

RASHTRIYA
ELECTRICAL & ENGG. CORPN.

Composite Pin Insulator

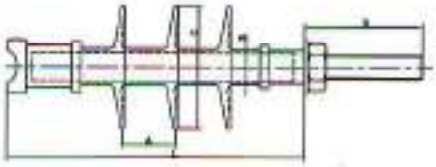

REE-PL01-24F-11/33

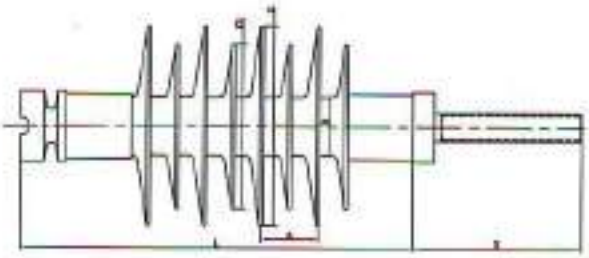

REE-PL01-42F-

STANDARD PARTICULARS										
PRODUCT NO:-					REE-PL 01-24F-11	REE-PL 01-24F-15	REE-PL 01-24F-33	REE-PL 01-27F-33	REE-PL 01-42F-33	REE-PL 01-42F-33
HIGHEST SYSTEM VOLTAGE:-				kv.	11	15	33	33	33	33
CREEPAGE DISTANCE:-				mm.	340	340	900	900	900	1320
CANTILEVER STRENGTH:-				kN.	5	5	4-10	10	10	20
DIMENSIONS:-		A:-		mm.	45	45	45	80	48	48
		B:-		mm.	30	30	30	34	50	50
		C:-		mm.	105	105	105	156	170	170
		C1:-		mm.				103	140	140
		D:-		mm.	100/140	100/150	100/150	100/150	100/150	65
		L:-		mm.	252	252	499	393	333	510
FLASHOVER VOLTAGE	LOW FREQUENCY	DRY		kv.	65	65	90	90	90	90
		WET		kv.	40	40	50	50	50	50
	CRITICAL IMPULSE	POSITIVE		kvp.	80	80	200	200	200	200
		NAGATIVE		kvp.	80	80	220	220	220	220
WITHSTAND VOLTAGE	POWER FREQUENCY	DRY		kv.	55	55	85	85	85	85
		WET		kv.	35	35	75	75	75	75
	IMPULSE	POSITIVE		kvp.	75	75	170	170	170	170
		NAGATIVE		kvp.	75	75	190	190	190	190
NO. OF SHED :-					3	3	8	8	8	11
NETT WEIGHT (APPROX.) :-				kg.	1.2	1.2	1.7	1.8	1.8	2.0
CONTENTS OF EACH PACKAGE:-				Nos.	12	12	12	12	12	12

APPLICABLE SPECIFICATION IEC : 61109

AN – ISO 9001:2008 COMPANY

Best Technology & Best Product

RASHTRIYA
ELECTRICAL & ENGG. CORPN.

Composite Disc Insulator

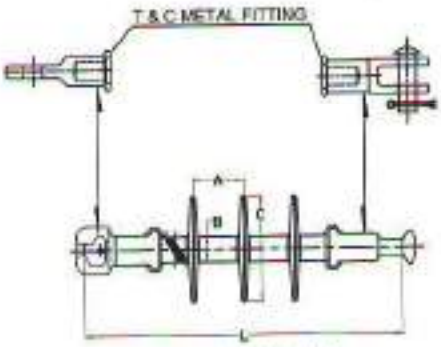

REE-PL01-24F-11

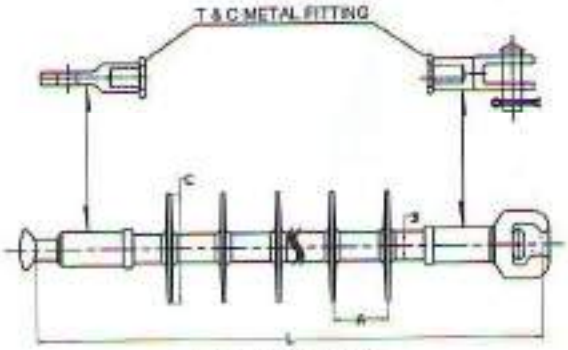

REE-PL01-24F-

STANDARD PARTICULARS

PRODUCT NO:-				REE-PL01-24F-11	REE-PL01-24F-15	REE-PL01-24F-33	REE-PL01-24F-33
HIGHEST SYSTEM VOLTAGE:-			kv.	11	15	33	33
CREEPAGE DISTANCE:-			mm.	340	370	900	1120
CANTILEVER STRENGTH:-			kN.	70/90	70/90	70/90	70/90
DIMENSION'S:-		A:-	mm.	45	45	45	45
		B:-	mm.	30	30	30	30
		C:-	mm.	105	105	105	105
		L:-	mm.	310	350	540	540
FLASHOVER VOLTAGE	LOW FREQUENCY	DRY	kv.	65	65	90	90
		WET	kv.	40	40	50	50
	CRITICAL IMPULSE	POSITIVE	kvp.	80	80	200	200
		NAGATIVE	kvp.	80	80	220	220
WITHSTAND VOLTAGE	POWER FREQUENCY	DRY	kv.	55	55	85	85
		WET	kv.	35	35	75	75
	IMPULSE	POSITIVE	kvp.	75	75	170	170
		NAGATIVE	kvp.	75	75	190	190
NO. OF SHED :-				3	3	8	9
NETT WEIGHT (APPROX.) :-			kg.	1.0	1.0	1.3	1.4
CONTENTS OF EACH PACKAGE:-			Nos.	12	12	12	12

APPLICABLE SPECIFICATION IEC : 61109

Best Technology & Best Product

An - ISO 9001:2000 COMPANY

RASHTRIYA
ELECTRICAL & ENGG. CORPN.

Composite Disc Insulator

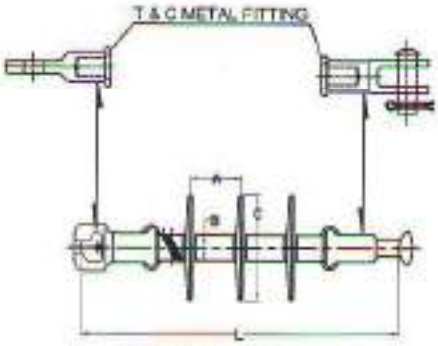

REE-PL01-16F-11

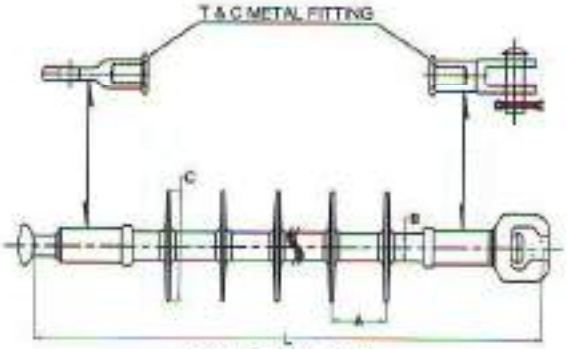

REE-PL01-16F-

STANDARD PARTICULARS									
PRODUCT NO:-					REE-PL01-16F-11	REE-PL01-16F-15	REE-PL01-16F-20	REE-PL01-16F-22	REE-PL01-16F-33
HIGHEST SYSTEM VOLTAGE:-				kv.	11	15	20	22	33
CREEPAGE DISTANCE:-				mm.	320	450	550	820	900
CANTILEVER STRENGTH:-				kN.	40/70	40/70	40/70	40/70	40/70
DIMENSION'S:-		A:-		mm.	44	44	44	44	44
		B:-		mm.	22	22	22	22	22
		C:-		mm.	90	90	90	90	90
		L:-		mm.	300	340	380	510	530
FLASHOVER VOLTAGE	LOW FREQUENCY	DRY		kv.	65	65	65	90	90
		WET		kv.	40	40	40	60	60
	CRITICAL IMPULSE	POSITIVE		kvp.	80	80	80	200	200
		NAGATIVE		kvp.	80	80	80	220	220
WITHSTAND VOLTAGE	POWER FREQUENCY	DRY		kv.	55	55	55	85	85
		WET		kv.	35	35	35	75	75
	IMPULSE	POSITIVE		kvp.	75	75	75	170	170
		NAGATIVE		kvp.	75	75	75	190	190
NO. OF SHED :-					3	3	5	8	8
NETT WEIGHT (APPROX.) :-				kg.	.950	.950	1.0	1.2	1.2
CONTENTS OF EACH PACKAGE:-				Nos.	12	12	12	12	12

APPLICABLE SPECIFICATION IEC : 61109

An - ISO 9001:2000 COMPANY

Best Technology & Best Product

RASHTRIYA
ELECTRICAL & ENGG. CORPN.

Composite Disc Insulator

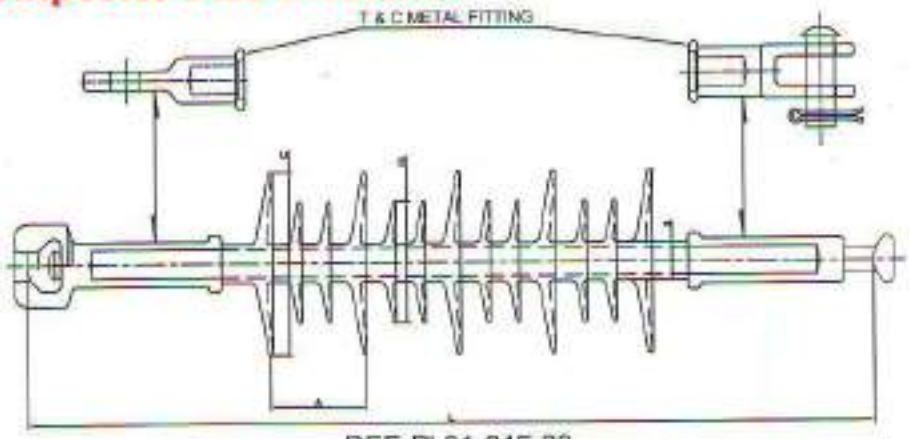

REE-PL01-24F-33

STANDARD PARTICULARS						
PRODUCT NO:-				REE-PL01-24F-33	REE-PL01-24F-33	REE-PL01-24F-33
HIGHEST SYSTEM VOLTAGE:-			kv.	33	33	33
CREEPAGE DISTANCE:-			mm.	900	1150	1320
CANTILEVER STRENGTH:-			kN.	70/90	70/90	70/90
DIMENSION'S:-		A:-	mm.	80	80	80
		B:-	mm.	30	30	30
		C:-	mm.	156	156	156
		C1:-	mm.	103	103	103
		L:-	mm.	483	536	640
FLASHOVER VOLTAGE	LOW FREQUENCY	DRY	kv.	90	90	90
		WET	kv.	50	50	50
	CRITICAL IMPULSE	POSITIVE	kvp.	200	200	200
		NAGATIVE	kvp.	220	220	220
WITHSTAND VOLTAGE	POWER FREQUENCY	DRY	kv.	85	85	85
		WET	kv.	75	75	75
	IMPULSE	POSITIVE	kvp.	170	170	170
		NAGATIVE	kvp.	190	190	190
NO. OF SHED :-				8	10	13
NETT WEIGHT (APPROX.) :-			kg.	1.8	1.9	2.3
CONTENTS OF EACH PACKAGE:-			Nos.	12	12	12

APPLICABLE SPECIFICATION IEC : 61109

Best Technology & Best Product

AN - ISO 9001:2000 COMPANY



RASHTRIYA
ELECTRICAL & ENGG. CORPN.

Composite Disc Insulator

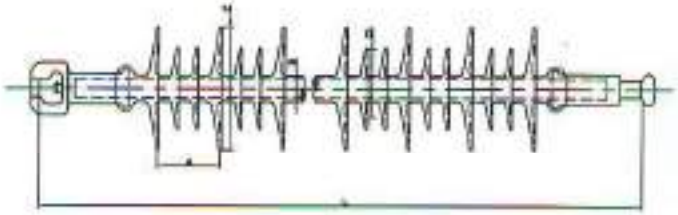

REE-PL01-24F-66

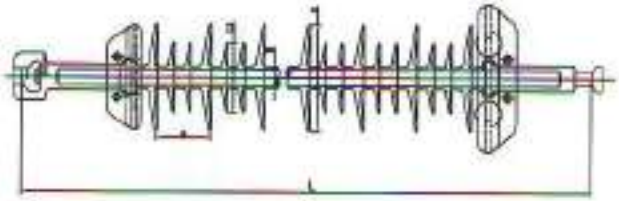

REE-PL01-24F-

STANDARD PARTICULARS												
PRODUCT NO:-					REE-PL 01-24F-660	REE-PL 01-24F-661	REE-PL 01-24F-1325	REE-PL 01-24F-132T	REE-PL 01-24F-2205	REE-PL 01-24F-220T	REE-PL 01-24F-4005	REE-PL 01-24F-4001
HIGHEST SYSTEM VOLTAGE:-				kv.	66	66	132	132	220	220	400	400
CREEPAGE DISTANCE:-				mm.	2172	2815	4495	5070	7595	8300	13150	13800
CANTILEVER STRENGTH:-				kN.	70	90	70-160	70-160	70-160	70-160	70-160	70-160
DIMENSION'S:-		A:-		mm.	80	80	80	80	80	80	80	80
		B:-		mm.	30	30	30	30	30	30	30	30
		C:-		mm.	156	156	156	156	156	156	156	156
		C1:-		mm.	103	103	103	103	103	103	103	103
		L:-		mm.	769	926	1500	1580	2250	2326	3526	3686
FLASHOVER VOLTAGE	LOW FREQUENCY	DRY		kv.	180	180	520	520	520	520	820	820
		WET		kv.	170	170	540	540	550	550	860	860
	CRITICAL IMPULSE	POSITIVE		kvp.	390	390	650	650	1075	1075	1680	1680
		NAGATIVE		kvp.	410	410	655	655	1080	1080	1700	1700
WITHSTAND VOLTAGE	POWER FREQUENCY	DRY		kv.	170	170	469	469	500	500	840	840
		WET		kv.	160	160	275	275	460	460	800	800
	IMPULSE	POSITIVE		kvp.	380	380	650	650	1050	1050	1650	1650
		NAGATIVE		kvp.	400	400	650	650	1050	1050	1670	1670
NO. OF SHED :-					19	25	43	46	70	76	121	127
NETT WEIGHT (APPROX.) :-				kg.	4.0	5.2	8.2	9.0	10.5	11.7	19.0	20.7
CONTENTS OF EACH PACKAGE:-				Nos.	2	2	2	2	2	2	2	2

APPLICABLE SPECIFICATION IEC : 61109

AN - ISO 9001:2000 COMPANY

Best Technology & Best Product

Best Technology & Best Product

RASHTRIYA
ELECTRICAL & ENGG. CORPN.



AN - ISO 9001:2008 COMPANY

RASHTRIYA
ELECTRICAL & ENGG. CORPN.

D.O. Fuse

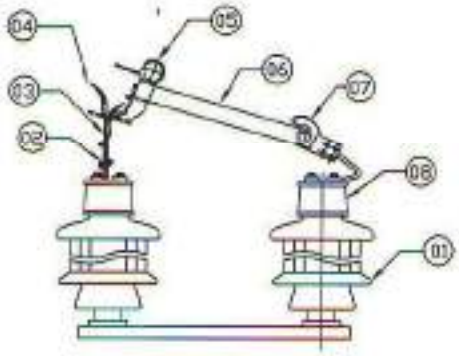

REE -DO-01-

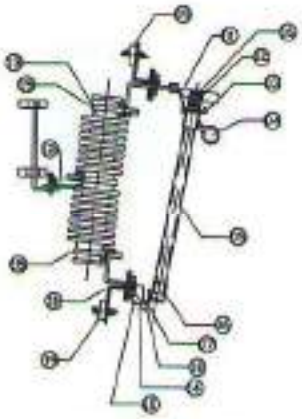

REE -DO-01- 33

REE-DO-01-11/22/33				
08	POST INSULATOR CAP		M.S.G.I	2
07	D.O.FUSE BARREL HOLDER		BRASS	1
06	D.O.FUSE BARREL		FIBRE	1
05	D.O.FUSE HOOK		BRASS	1
04	D.O.FEMALE CONTACT		BRASS	1
03	D.O.FEMALE CONTACT HOLDER		BRASS	1
02	FLEXIBLE COPPER WIRE		COPPER	1
01	POST INSULATOR 11 kV POST 22kV POST (33kV POST/2x22kV POST)	11/22/33.	PORC.	2
S.NO.	DESCRIPTION	VOLTAGE	MATL.	QTY.

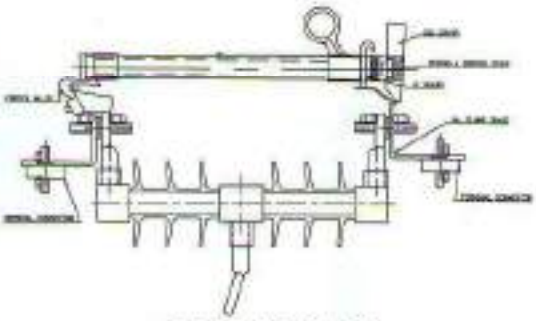

REE -DO-01- 22

REE-DO-01-33	
ITEM NO.	DESCRIPTION
1	UPPER CONTACT GUARD
2	MOVABLE CONTACT
3	LOAD BREAK GUIDE TOOL
4	PULL RING /EYE HOOK
5	FUSE CARRIER
6	LOWER TUBE TRAVELER
7	FUSE LINK INJECTOR
8	LOWER CONTACT HINGE

REE-DO-01-33	
ITEM NO.	DESCRIPTION
9	TERMINAL CONNECTER
10	STUD WITH NUT
11	COPPER PAD
12	MOUNTING BRACKET (NOT IN SCOPE OF SUPPLY)
13	SINGLE UNIT SOLID CORE PORCELAIN INSULATOR (RASHTRIYA MAKE)
14	FUSE LINK/ELEMENT
15	U-CLAMP
16	STAINLESS STEEL BACKUP SPRING FOR MAINTAINING PROPER CONTACT PRESSURE WITH COPPER STRIP GUIDE FOR FUSE BARREL

Best Technology & Best Product

AN – ISO 9001:2000 COMPANY

RASHTRIYA
ELECTRICAL & ENGG. CORPN.

10KV-15KV

Type	Rated voltage (KV)	Rated current (A)	Breaking current (A)	Impulse voltage (BIL)	Power-frequency withstand voltage	Leakage distance (MM)	Weight (KG)	Dimensions (CM)
REE-CF II-1P	10	100	10000	110	40	380	3.5	35X36 X10.5
REE-CF II-2P	10	200	12000	110	40	380	3.5	

24KV-27KV

Type	Rated voltage (KV)	Rated current (A)	Breaking current (A)	Impulse voltage (BIL)	Power-frequency withstand voltage	Leakage distance (MM)	Weight (KG)	Dimensions (CM)
REE-CF-24-1P	24	100	8000	150	65	560	3.8	40X36 X12
REE-CF-24-2P	24	200	8000	150	65	560	3.8	

27KV-33KV

Type	Rated voltage (KV)	Rated current (A)	Breaking current (A)	Impulse voltage (BIL)	Power-frequency withstand voltage	Leakage distance (MM)	Weight (KG)	Dimensions (CM)
REE-CF-33-1P	27	100	8000	170	70	620	7.3	48X36 X12
REE-CF-33-2P	27	200	8000	170	70	620	7.3	

Best Technology & Best Product

An - ISO 9001:2000 COMPANY

RASHTRIYA
ELECTRICAL & ENGG. CORPN.

Lightining Arrestor

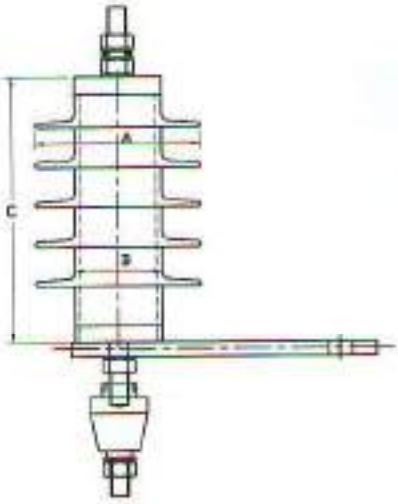

REE-LA-01-42-11

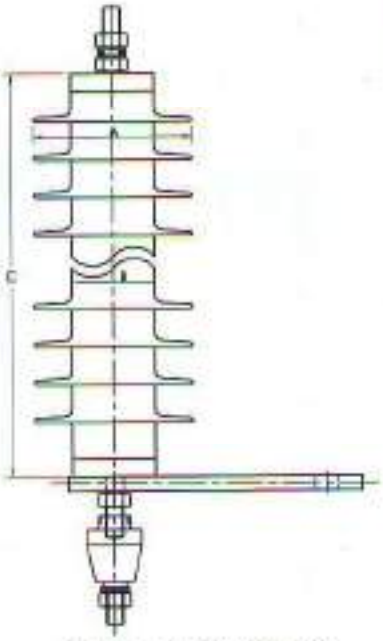

REE-LA-01-42-33

STANDARD PARTICULARS				
PRODUCT NO:-			REE-LA-01-42-11	REE-LA-01-42-33
HIGHEST SYSTEM VOLTAGE:-		kv.	11	33
CREEPAGE DISTANCE:-		mm.	300	900
DIMENSION'S:-	A:-	mm.	90	90
	B:-	mm.	48	48
	C:-	mm.	150	370
NO. OF SHED :-			5	15
NETT WEIGHT (APPROX.) :-		kg.	.6	1.8
CONTENTS OF EACH PACKAGE:-		Nos.	12	6

APPLICABLE SPECIFICATION IEC : 61109

Best Technology & Best Product

AN – ISO 9001:2008 COMPANY

RASHTRIYA
ELECTRICAL & ENGG. CORPN.

Lightning Arrestor

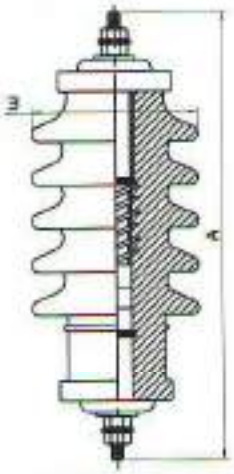

REE-LA-01-

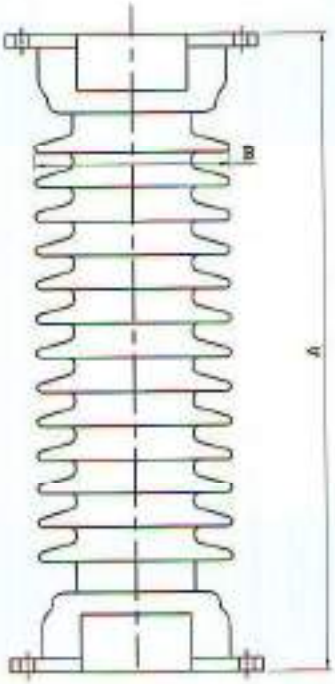

REE-SLA-01-

STANDARD PARTICULARS								
PRODUCT NO:-					REE-LA -01-11	REE-LA -01-22	REE-LA -01-33	REE-SLA -01-11	REE-SLA -01-33
HIGHEST SYSTEM VOLTAGE:-				kv.	11	22	33	11	33
CREEPAGE DISTANCE:-				mm.	300	600	600	350	950
DIMENSION'S:-		A:-		mm.	275	400	400	275	485
		B:-		mm.	101	101	101	148	148
WITHSTAND VOLTAGE	POWER FREQUENCY	DRY		kv.	28	80	80	80	80
		WET		kv.	28	70	70	70	70
	IMPULSE	POSITIVE		kvp.	75	145	145	145	145
		NAGATIVE		kvp.	75	150	150	150	150
RESIDUAL VOLTAGE :-									
DISCHARGE CURRENT :-					5	5	5	5	5
NET WEIGHT (APPROX.) :-				kg.	1.5	2.75	3.0	6	6
CONTENTS OF EACH PACKAGE:-				Nos.	3	1	1	1	1

APPLICABLE SPECIFICATION IS :3070 PART-3

Best Technology & Best Product

AN - ISO 9001:2008 COMPANY

RASHTRIYA
ELECTRICAL & ENGG. CORPN.

Disc Insulators

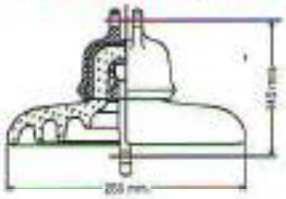

Reeco - D - 1102 T45

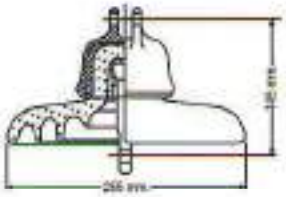

Reeco - D - 1104 T70

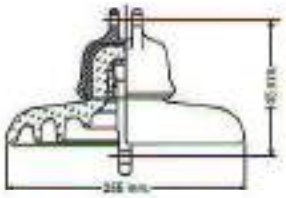

Reeco - D - 1104 T90

STANDARD PARTICULARS

Drawing No.				Reeco D-1102 T45	Reeco D-1104 T70	Reeco D-1104 T90
Porcelain Dia			mm	255	255	255
Spacing			mm	145	145	145
Total Creepage Distance			mm	320	320	320
Combined Electro Mechanical Strength			kV	45	70	90
Flashover Voltage	Power Frequency	Dry	kV	65	65	65
		Wet	kV	45	45	45
	Impulse	Positive	kVp	110	110	110
		negative	kVp	120	120	120
Withstand Voltage	1 Min. Power Frequency	Dry	kV	50	50	50
		Wet	kV	35	35	35
	Impulse	Positive	kVp	95	95	95
		Negative	kVp	100	100	100
Puncture Voltage			kV	105	105	105
Net Weight approx.			Kg.	4.8	5.0	5.5
Specification : IS:731, BS:137, BS:137 & IEC:383						

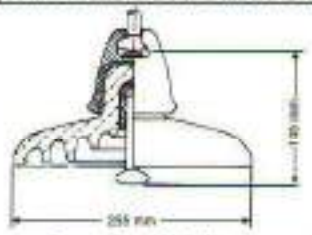

Reeco - D - 1102 B 45

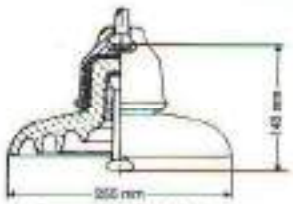

Reeco - D - 1104 B 70

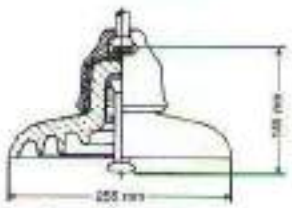

Reeco - D - 1106 B 90

STANDARD PARTICULARS

Drawing No.			Reeco D-1102 B45	Reeco D-1102 B70	Reeco D-1102 B90
Visible Discharge Voltage		KV	9	9	9
Porcelain Diameter		mm.	255	255	255
Spacing		mm.	145	145	145
Creepage Distance		mm.	320	320	320
Electro-mechanical Strength		KN	45	70	90
Power Frequency Flashover Voltage	Dry	KV	65	65	65
	Wet	KV	45	45	45
Impulse Flashover Voltage	+ve	kVp	110	110	110
	−ve	kVp	120	120	120
Power Frequency Withstand Voltage	Dry	KV	50	50	50
	Wet	KV	35	35	35
Impulse Withstand Voltage		kVp	105	105	105
Power Frequency Puncture Voltage		KV	105	105	105
Net Weight (approx.)		Kgs.	4.5	5.0	5.2
Ball Socket Size		mmB	16	16	16
Specification : IS:731, BS:137 & IEC:383					

AN - ISO 9001:2000 COMPANY

Best Technology & Best Product

RASHTRIYA
ELECTRICAL & ENGG. CORPN.

Pin & Solid Core Insulators

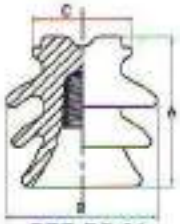

REE-PO-01-

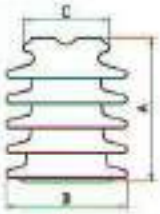

REE-PN-01-33

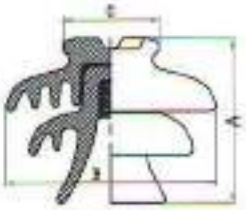

REE-PN-02-33

REE-SO-01-11

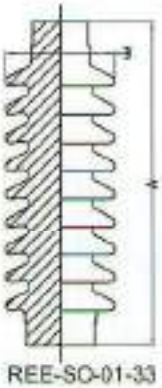

REE-SO-01-33

STANDARD PARTICULARS										
PRODUCT NO:-					REE-PN-01-11	REE-PN-01-11	REE-PN-01-20	REE-PN-01-33	REE-PN-03-33	REE-SO-01-11	REE-SO-01-33
HIGHEST SYSTEM VOLTAGE:-				kv.	11	11	22	33	33	11	33
CREEPAGE DISTANCE:-				mm.	230	320	430	580	900	320	1600
CANTILEVER STRENGTH:-				kN.	5	10	10	10	10	10	10
DIMENSIONS:-		A:-		mm.	150	150	196	210	245	185	485
		B:-		mm.	150	150	205	266	315	132	162
		C:-		mm.	100	100	120	112	145		
FLASHOVER VOLTAGE	LOW FREQUENCY	DRY		kv.	65	65	85	95	95		
		WET		kv.	40	40	60	80	80		
	CRITICAL IMPULSE	POSITIVE		kvp.	105	105	125	190	190		
		NAGATIVE		kvp.	110	110	130	195	195		
WITHSTAND VOLTAGE	POWER FREQUENCY	DRY		kv.	60	60	75	90	90	28	80
		WET		kv.	35	35	55	75	75	28	70
	IMPULSE	POSITIVE		kvp.	75	75	120	170	170	75	145
		NAGATIVE		kvp.	75	75	120	170	170	75	150
NETT WEIGHT (APPROX.) :-				kg.	1.25	2.0	4	6.5	6.5	6	14
CONTENTS OF EACH PACKAGE:-				Nos.	12	6	3	2	2	3	1

APPLICABLE SPECIFICATION IS : 731-1971

AN - ISO 9001:2000 COMPANY

Best Technology & Best Product

RASHTRIYA
ELECTRICAL & ENGG. CORPN.

Post Insulator

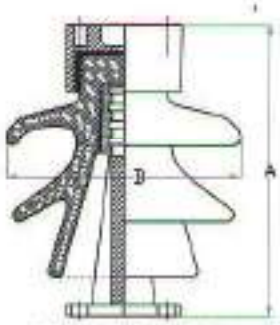

REE-PO-01-11

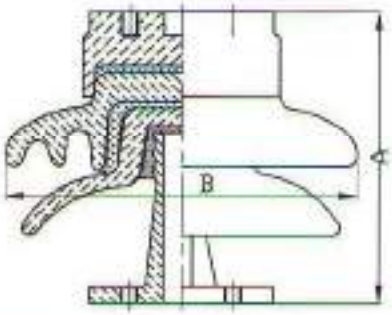

REE-HPO-01-22

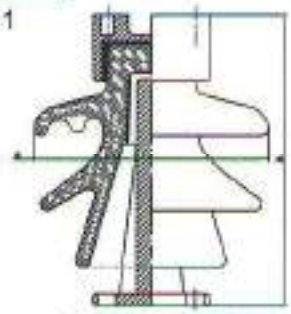

REE-PO-01-22

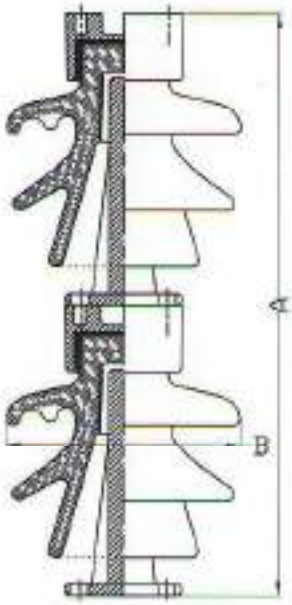

REE-PO-01-33

STANDARD PARTICULARS									
PRODUCT NO:-					REE-PO-01-11	REE-PO-01-11	REE-PO-01-22	REE-HPO-01-22	RSE-HPO-01-33
HIGHEST SYSTEM VOLTAGE:-				kv.	11	11	22	22	33
CREEPAGE DISTANCE:-				mm.	280	320	430	480	860
DIMENSIONS:-		A:-		mm.	150	164	194	142	385
		B:-		mm.	137	150	210	305	305
FLASHOVER VOLTAGE	LOW FREQUENCY	DRY		kv.	70	70	80	80	80
		WET		kv.	50	50	60	60	60
	CRITICAL IMPULSE	POSITIVE		kvp.	70	70	120	120	120
		NAGATIVE		kvp.	75	75	130	130	130
WITHSTAND VOLTAGE	POWER FREQUENCY	DRY		kv.	60	60	60	80	80
		WET		kv.	38	38	55	55	55
	IMPULSE	POSITIVE		kvp.	75	75	135	135	135
		NAGATIVE		kvp.	75	75	135	135	135
NETT WEIGHT (APPROX.) :-				kg.	1.5	2.0	4	4.2	8
CONTENTS OF EACH PACKAGE:-				Nos.	3	3	3	3	2

APPLICABLE SPECIFICATION IS : 2544

AN - ISO 9001:2000 COMPANY

Best Technology & Best Product

RASHTRIYA
ELECTRICAL & ENGG. CORPN.

Low Tension Insulators { Pin Type}

Porcelain Low Tension Insulators Pin Type

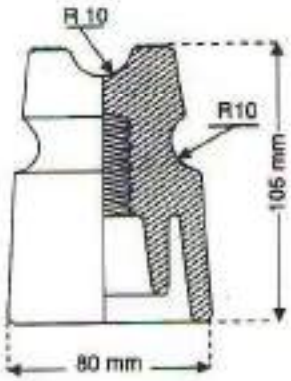

Reeco LV-PN 105x80

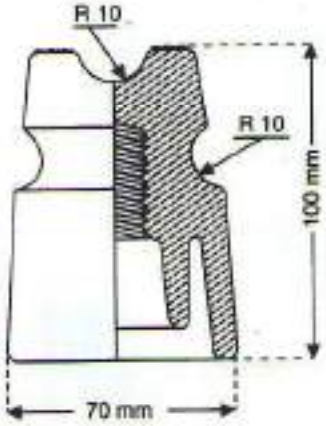

Reeco LV-PN 70x100

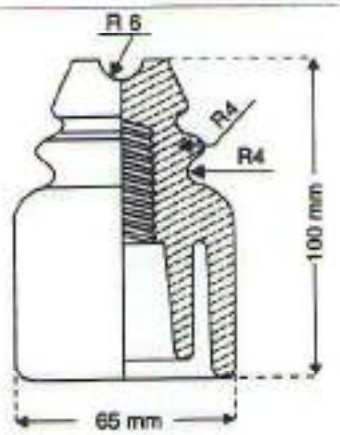

Reeco LV-PN 65x100

STANDARD PARTICULARS					
Drawing No.			**Reeco LVPN70X100**	**Reeco LVPN65X100**	**Reeco LVPN105x80**
Type			IS Type 1 (amended)	IS Type 2	IS Type 1
Cantilever Strength		Kg. (KN)	360 (3.6)	360(3.6)	360 (3.6)
Power Frequency	Wet	KV	23	23	23
Witstand Voltage	Dry	KV	10	10	10
Power Frequency Puncture Voltage		KV	1.3 x Actual Dry F.O.V.	1.3 x Actual Dry F.O.V.	1.3 x Actual Dry F.O.V.
Net Weight (approx.)		Kg.	0.5	0.5	0.55
Specification : IS : 1445, BS:137					

Best Technology & Best Product

AN - ISO 9001:2008 COMPANY

RASHTRIYA
ELECTRICAL & ENGG. CORPN.

Solid Core Line Post Insulators

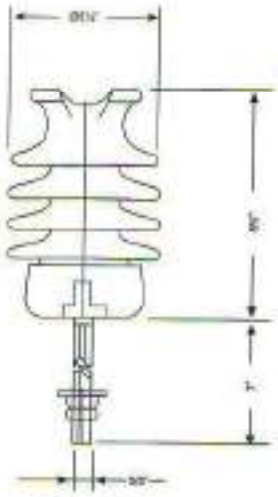

REE-LP-22S
ANSI : 57-1S
57-1L

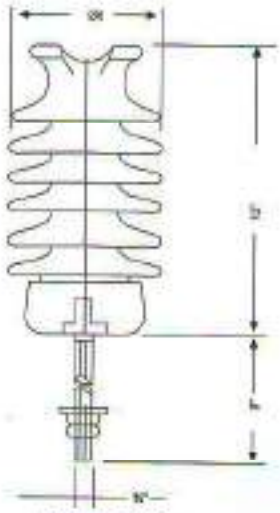

REE-LP 33 S
ANSI : 57-2S
57-2L

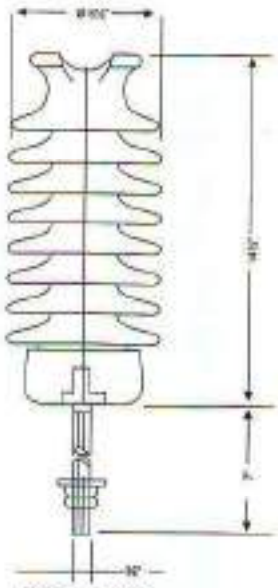

REE-LP 44 S
ANSI : 57-3S
57-3L

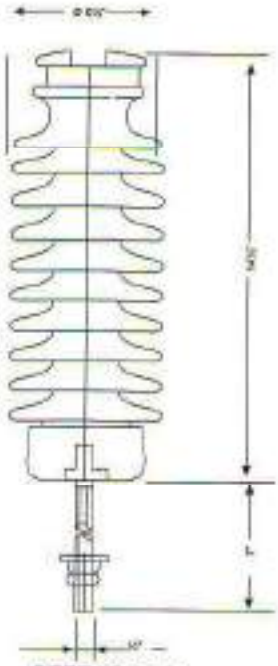

REEE-LP-66-S
ANSI : 57-4S
57-4L

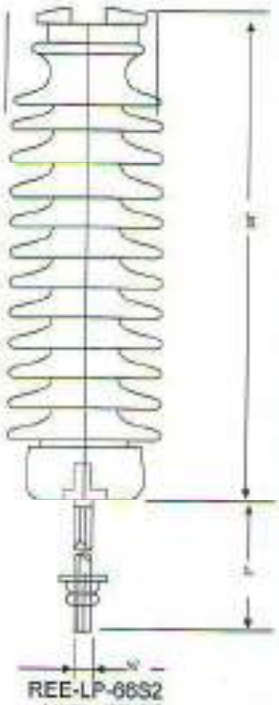

REE-LP-66S2
ANSI : 57-5S
57-5L

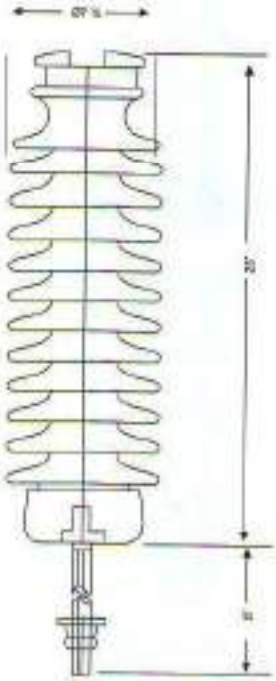

REE-LP-66S3

Best Technology & Best Product

AN - ISO 9001:2000 COMPANY

Isolators

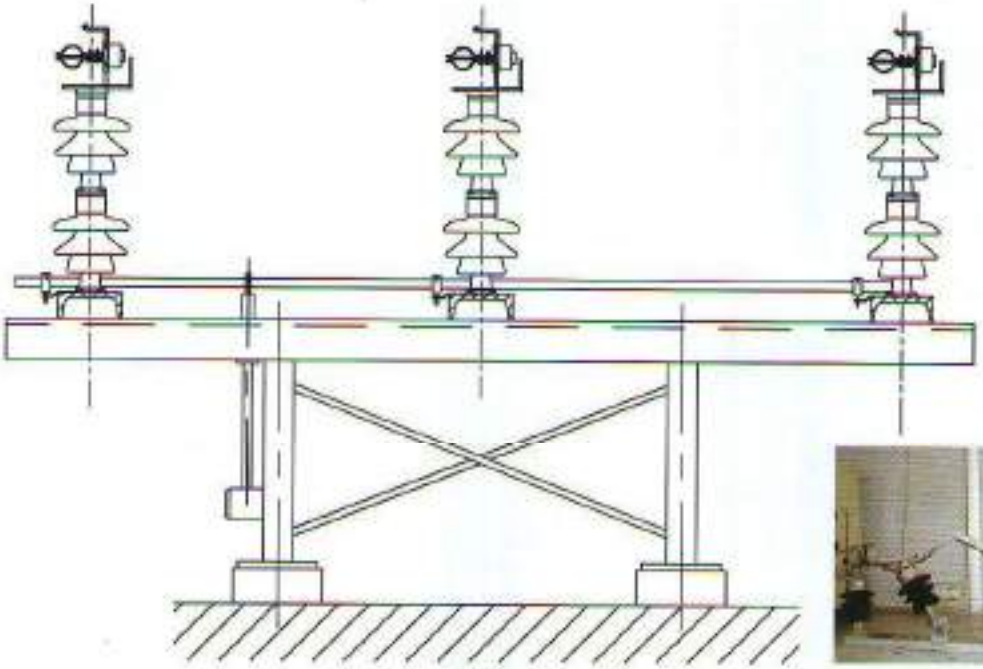

REE-ISO-01-

STANDARD PARTICULARS					
PRODUCT NO:-			REE-ISO-01-11	REE-ISO-01-33	REE-ISO-01-66
HIGHEST SYSTEM VOLTAGE:-		AMP.	250/300/400/600/800	250/300/400/600/800	250/300/400/600/800
5	COVERING SPECIFICATION ISS 9921 (PART I-V)				
4	POWER FREQUENCY WITHSTAND VOLTAGE TO EARTH & BETWEEN POLES		28	70	70
	ACROSS ISOLATING DISTANCE	kV	32	80	80
3	IMPULSE WITHSTAND VOLTAGE TO EARTH & BETWEEN POLES	kV	75	170	170
	ACROSS ISOLATING DISTANCE	kV	85	195	195
2	RATED CURRENT	AMP	250/300/400 /600/800/	250/300/400 /600/800/	250/300/400 /600/800/
1	RATED VOLTAGE	kV	12	33	66

Best Technology & Best Product

AN - ISO 9001:2000 COMPANY

RASHTRIYA
ELECTRICAL & ENGG. CORPN.

Shackle Insulator

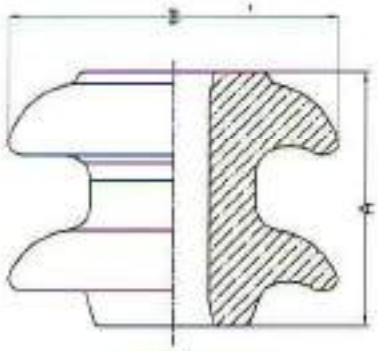

REE-SA-01-

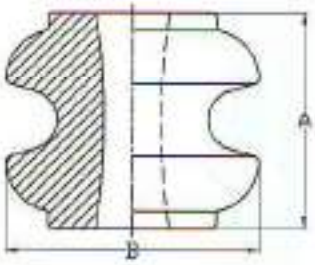

REE-LV-01-65x76

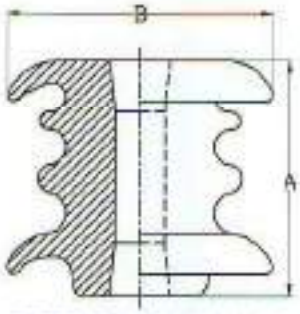

REE-SA-01-80x90

STANDARD PARTICULARS								
PRODUCT NO:-					REE-SA-01-50x65	REE-LV-01-65x76	REE-SA-01-75x90	REE-SA-01-100x115	REE-SA-01-80x90
HIGHEST SYSTEM VOLTAGE:-				kv.	1	1	1	1	1
CREEPAGE DISTANCE:-				mm.	90	95	135	175	175
CANTILEVER STRENGTH:-				kN.	7.7	15	11.5	16	13.5
DIMENSIONS:-		A:-		mm.	50	65	75	100	80
		B:-		mm.	65	76	90	115	90
WITHSTAND VOLTAGE	POWER FREQUENCY	DRY		kv.	12	25	23	23	20
		WET		kv.	6	12	10	10	10
NETT WEIGHT (APPROX.) :-				kg.	0.25	0.5	0.5	1.0	0.5

APPLICABLE SPECIFICATION IS : 1445-1977

AN - ISO 9001:2000 COMPANY

Best Technology & Best Product

RASHTRIYA
ELECTRICAL & ENGG. CORPN.

Porcelain Guy Strain Insulators

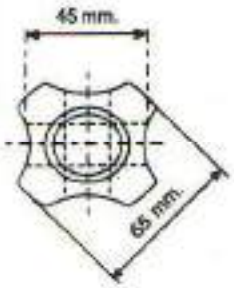

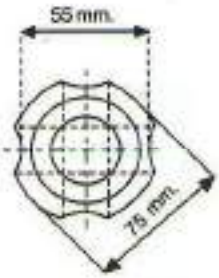

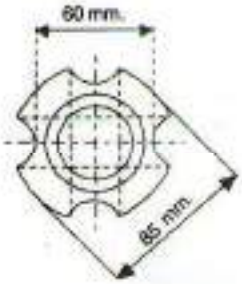

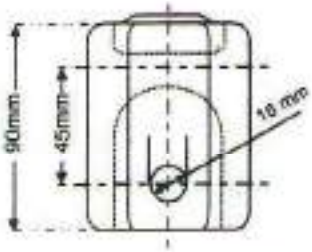

Reeco G-90x65

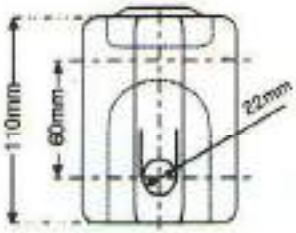

Reeco G-110x75

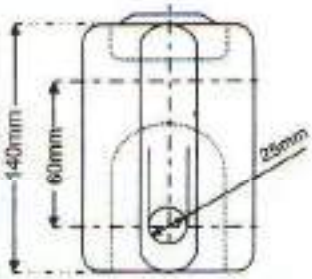

Reeco G-140x85

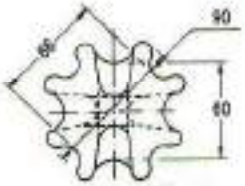

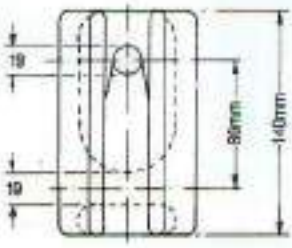

Reeco G-140x90

STANDARD PARTICULARS						
Drawing No.			Reeco G- 90 x 65	Reeco G- 110 x75	Reeco G- 140 x85	Reeco G-140 x 90
Designation			A	B	C	--
Creepage Distance		mm	41	48	57	70
Power Frequency	Wet	KV	18	22	27	30
Withstand Voltage	Dry	KV	8	9	13	18
Tensile Strength			44	53	88	38
Net Weight (approx.)		Kg.	0.45	0.70	1.2	1.5
Specification : IS : 5300						

Best Technology & Best Product

AN - ISO 9001:2000 COMPANY



RASHTRIYA
ELECTRICAL & ENGG. CORPN.

Metal Fitting's

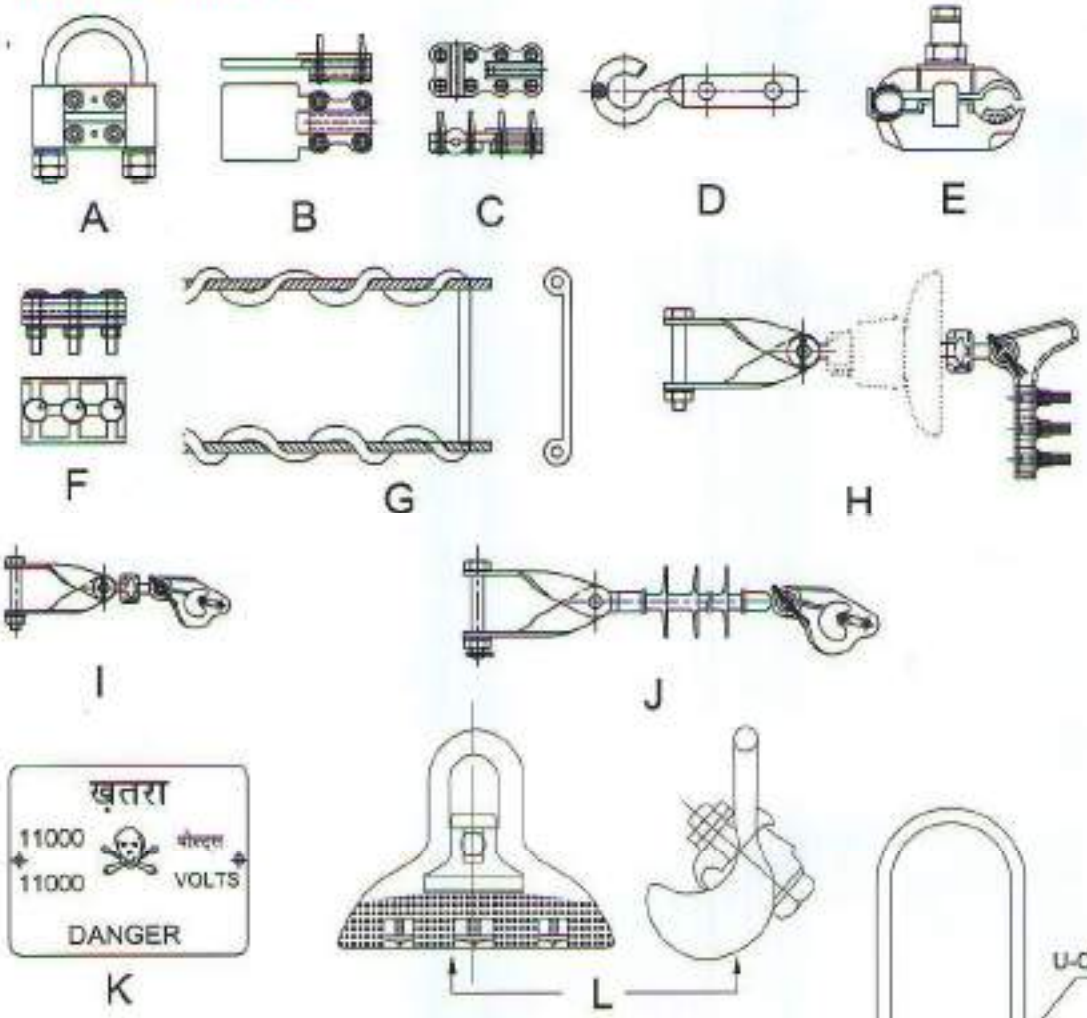

SL.	Description
A	Dead End Clamp
B	PAD Clamp Suitable For Dog ACSR
C	T-Connector For ACSR Rabbit
D	Eye Hook
E	Insulation Piercing Connector
F	PG-Clamp Rabbit For 2/3Bolt
G	LT-Line PVC Spacer
H	Disc Fitting For B&S Type 1/2/3/4 Bolt
I	Disc Fitting Racoon AAAC Dog
J	Disc Fitting T&C Racoon AAAC Dog
K	Danger Plate
L	Suspension Clamp
M	Dead End Clamp

Best Technology & Best Product

RASHTRIYA
ELECTRICAL & ENGG. CORPN.

Rashtriya Operating Rod

11 KV / 22 KV / 33 KV
Operating Rod 20 ft. long
in three section made from best
Quality fine wood with SRBP Tube
and alluminium head, PVC coated

11 KV / 22 KV / 33 KV / 66 KV / 132 KV / 400 KV
Fibre Glass D.O. Operating Road

DISCHARGE ROD

WITH CLAMP HAVING SCREW TYPE ARRANGEMENT

A UNIQUE DEVICE FOR DISCHARGING (EARTHING) RESIDUAL CURRENT OF EHT TRANSMISSION LINES AND SUB-STATION EQUIPMENTS

Wooden Discharge Rod PVC coated 11 KV / 22 KV / 33 KV
Fibre Glass Discharge Rod 11 KV / 22 KV
Fibre Glass Discharge Rod 33 KV / 66 KV/ 132 KV/ 400 KV
11 KV / 22 KV / 33 KV Telescopic fibre Rod

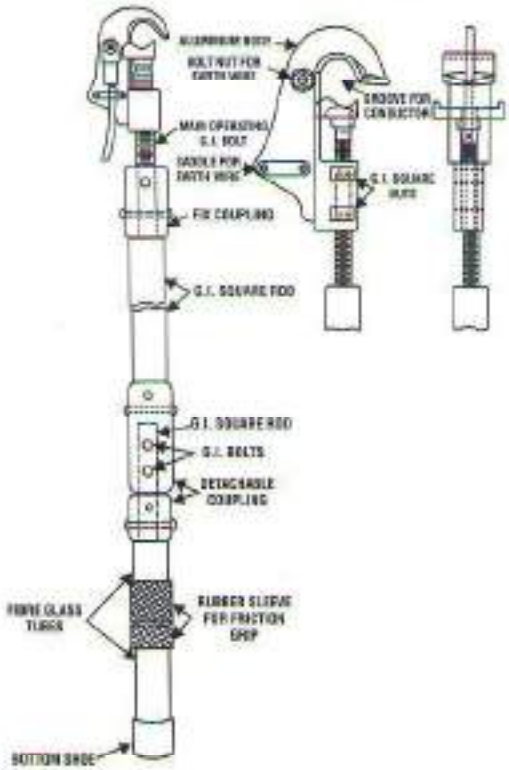

SPECIFICATION

Discharge rod complete with Clamp having screw type arrangement for fixing tightly on Conductor (ACSR) size from RACCOON to MOOSE with bolt nut & saddle for earthwire. the operating rod fixed with Clamp shall be made of Epoxy resin based highly insulated fibre glass tube 32mm O.D. meter long in pieces with proper coupling arrangement.

Best Technology & Best Product

AN – ISO 9001:2008 COMPANY

RASHTRIYA
ELECTRICAL & ENGG. CORPN.

Aluminium Clamps For Tube & ACSR Conductor

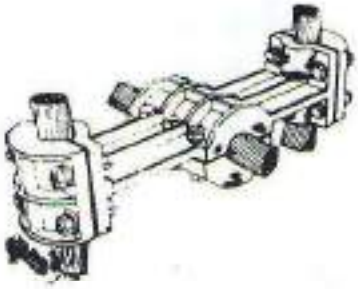



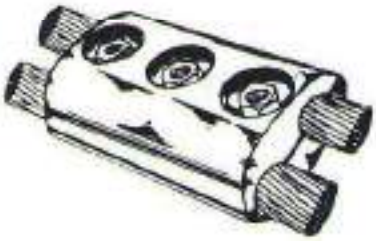

Best Technology & Best Product

AN - ISO 9001:2000 COMPANY

RASHTRIYA ELECTRICAL & ENGG. CORPN.

G.I. Pin

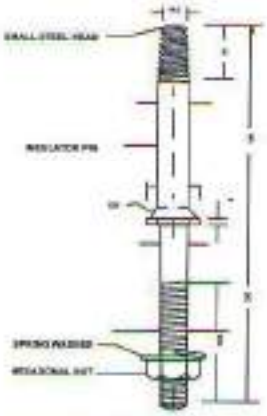

11 KV GI PIN

Tolerance ± Upto 35 mm=0.7mm & above 35 mm 2%			
ULTIMATE TENSILE STRENGTH (UTS) 5 KN		STANDARD IS : 2486 (Part-I to III)	
SCALE=N.T.S.	**11 KV G.I. PIN**	DRAWN	JBN
DATE : 07-06-06	UNIT MM	DRG. NO. RECC/MP/PIN	11

Stay Set Assembly

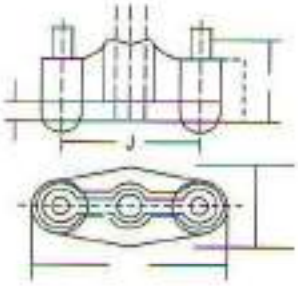

CROSS HEAD

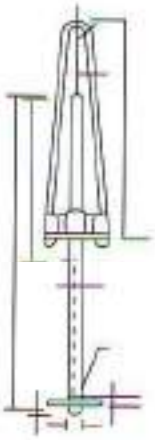

STAY SET

STAY WIRE

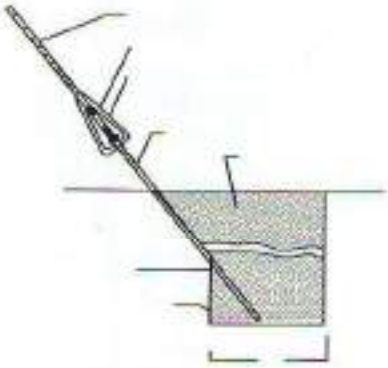

STAY GROUNDING

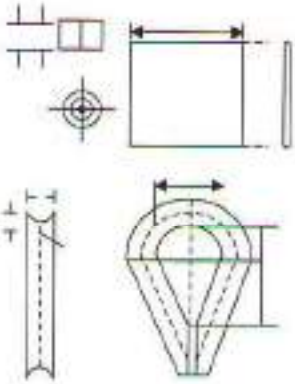

ANCHOR PLATE
NUT, GI THIMBLE

Tolerance ± Upto 35 mm=0.7mm & above 35 mm 2%			
ULTIMATE TENSILE STRENGTH (UTS) 5229 KG		STANDARD IS : 2486 (Part-I to III)	
SCALE=N.T.S.	**STAY SET ASSEMBLY**	DRAWN	JBN
DATE : 07-06-06	UNIT MM	DRG. NO. REEI/MP/ST	16

Best Technology & Best Product

An - ISO 9001:2000 COMPANY

RASHTRIYA
ELECTRICAL & ENGG. CORPN.

Disc Fittings

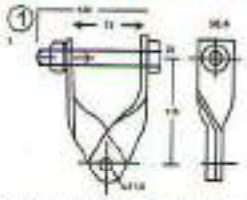

CROSS ARM STRAPS

INSULATOR CAP & TONGUE

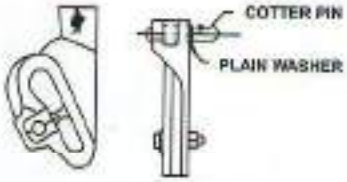

STRAIN CLAMP

16 MM COTTER PIN WITH
PLAIN WASHER & SPLIT PIN

Tolerance ± Upto 35 mm=0.7mm & above 35 mm 2%			
ULTIMATE TENSILE STRENGTH (UTS) 30 KN		STANDARD IS : 2486 (Part-I to III)	
SCALE=N.T.S.	DISC FITTING T & C TYPE	DRAWN	JBN
DATE : 07-06-06	UNIT MM	DRG. NO. RECC/MP/TNC	11

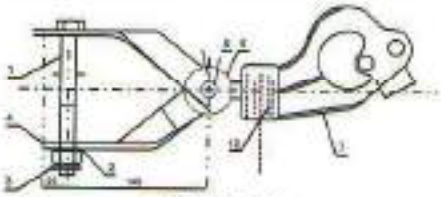

ELEVATION

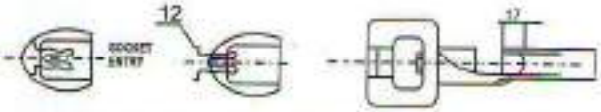

LOCKING & COUPLING POSITION OF W-CLIP

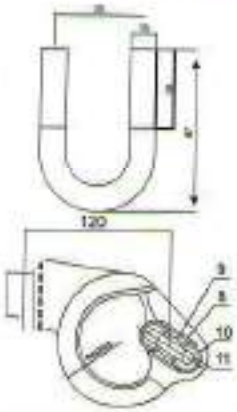

DETAIL OF U-BOLT

Tolerance ± Upto 35 mm=0.7mm & above 35 mm 2%			
ULTIMATE TENSILE STRENGTH (UTS) 30 KN		STANDARD IS : 2486 (Part-I to III)	
SCALE=N.T.S.	DISC FITTING B & S TYPE	DRAWN	JBN
DATE : 07-06-06	UNIT MM	DRG. NO. RECC/MP/BNS	11

Best Technology & Best Product

AN – ISO 9001:2008 COMPANY

RASHTRIYA
ELECTRICAL & ENGG. CORPN.

Metallic Fittings

Socket Eye | Ball Socket | Ball Socket | D-Shackle | Eye-1 | Eye-2 | D Shackle

Anchor Clamps | Suspension Clamps

Stain Clamps

Insulator Accessories | Pig tail Nail | Bolts & nuts stay rod

Stay rod

Earthing rod

Best Technology & Best Product

URS
AN - ISO 9001:2000 COMPANY

RASHTRIYA
ELECTRICAL & ENGG. CORPN.

ACSR Conductor Table

CODE NAME	AREA CODE	Calculated Area MM²	Aluminium No./Dia	Steel No./ Dia	Aluminium kg./km	Steel kg/km	Total Wt. kg/km	BREAKING LOAD ALU	BREAKING LOAD Steel	Tensile Strength	Overall Diameter mm
	Sqmm				Wt.	Wt.		before	(After)	N/mm2	
Mole	6.5	12.4	6/1.50	1/1.50	29.250	13.750	43.000	0.32/0.30	2.46/2.34	407	4.50
Squirrel	13	24.43	6/2.11	1/2.11	57.700	27.300	85.000	0.63/0.60	4.80/4.57	771	6.33
Gopher	16	30.6	6/2.36	1/2.36	71.900	34.100	106.000			952	7.09
Weasel	20	37	6/2.59	1/2.59	86.800	41.200	128.000	0.89/0.85	6.92/6.57	1136	7.77
Ferret	25	49.6	6/3.00	1/3.00	116.200	54.800	171.000	1.71/1.11	8.99/8.53	1503	9.00
Rabbit	30	61.9	6/3.35	1/3.35	145.000	69.000	214.000	1.43/1.36	11.38/110	1807	10.5
Mink	43	73.9	6/3.66	1/3.66	172.900	82.500	255.000			2207	11.00
Horse	42	116.1	12/2.79	7/2.79	210.000	332.000	542.000			6108	13.95
Beaver	45	87.7	6/3.99	1/3.99	205.500	57.500	263.000			2613	12.00
Racoon	48	99.6	6/4.09	1/4.09	215.500	102.500	318.000	2.08/1.98	17.17/16.4	2746	12.30
Otter	50	98	6/4.22	1/4.22	229.900	109.100	339.000			2923	12.60
Cat	55	113	6/4.50	1/4.50	261.00	124.000	385.000			3324	13.50
Dog	65	118.45	6/4.72	7/1.57	287.600	106.400	394.000	2.78/2.64	1.70/2.57	3299	14.20
Leopard	80	150.1	6/4.28	7/1.76	359.500	133.500	493.000			4137	15.85
Coyote	80	157.6	26/2.54	7/1.90	365.200	155.800	521.000			4638	16.86
Tiger	80	162	30/2.36	7/2.36	368.500	240.500	609.000			5758	16.50
Wolf	95	195	30/2.59	7/2.59	447.500	279.500	727.000	0.89/0.85	6.92/6.57	6880	18.10
Lynx	110	226	30/2.79	7/2.79	508.00	336.000	844.000			7960	19.60
Panther	130	262	30/3.00	7/3.00	587.400	388.600	976.000	1.71/1.11	9.29/8.83	9127	21.00
Lion	140	295	30/3.18	7/3.18	660.400	436.000	1096.400	1.43/1.36	10.43/9.91	10210	22.30
Bear	160	326	30/3.35	7/3.35	729.000	493.000	1222.000	1.43/1.36	11.38/11.0	11310	22.90
Goat	185	400	30/3.79	7/3.71	898.00	594.000	1492.000			13780	26.00
Sheep	225	463	30/3.99	7/3.11	1039.000	687.000	1726.000			15910	28.00
Kundah	250	428	42/3.50	7/1.94	1304.400	477.600	1782.000			9002	26.86
Deer	260	531	30/4.27	7/4.27	1190.00	787.000	1977.000			18230	29.90
Zebra	260	558	54/3.18	7/3.18	1186.500	434.500	1621.000	1.29/1.23	10.43/9.91	13245	28.62
Elk	300	589	30/4.50	7/4.50	1321.500	874.500	2196.000			20240	31.50
Camel	300	539	54/3.35	7/3.35	1320.500	483.500	1804.000	1.43/1.36	11.38/110	14750	30.20
Moose	325	598	54/3.53	7/3.53	1464.000	538.000	2002.000	1.57/1.49	12.88/12.22	16250	31.80

Best Technology & Best Product

AN - ISO 9001:2008 COMPAN

RASHTRIYA
ELECTRICAL & ENGG. CORPN.

FRP Cross Arm

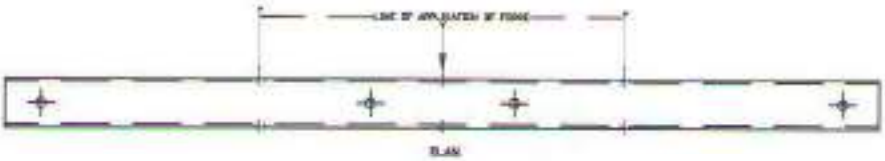

REE-CA-01-

STANDARD PARTICULARS										
PRODUCT NO:-			REE-CA-01 -75x75x1820	REE-CA-01 -75x100x2400	REE-CA-01 -75x55x2700	REE-CA-01 -100x100x2700	REE-CA-01- 101.6x76.2x2829	REE-CA-01- 101.6x76.2x2438	REE-CA-01- 110x75x1606	REE-CA-01- 75x40x1150
DIMENSIONS:-	A:-	mm.	1820	2400	2700	2700	2829	2438	1606	1150
	B:-	mm.	75	100	75	100	101.6	101.6	110	75
	C:-	mm.	75	75	45	100	76.2	76.2	55	40
DIRECTION OF FORCE	X	mm.	300	300	300	300	300	300	300	300
	Y	mm.	100	100	100	100	100	100	100	100
NET WEIGHT (APPROX.):-		kg.	6.5	8.5	3.5	10	9.5	8.7	7.5	2.1
CONTENTS OF EACH PACKAGE:-		Nos.	1	1	1	1	1	1	1	1

APPLICABLE SPECIFICATION IS : *

Best Technology & Best Product

An - ISO 9001:2000 COMPANY

FRP Cable Tray

THE MATERIAL OF THE FUTURE

Frp (fiberglass reinforced plastic) is produced from a combination of fiberglass reinforcements and thermosetting resins Since its introduction, this special millennium product has gained wide acceptance for its superior benefits and is presentlyused all over the world Pultrusion is a process whereby glass fiber (Roving) is continously pulled through a liquid resin bath until it reaches a heated die at the exit of the line. Here, the resin solidifies into the diffrent profiles according to the various moulds.

This continous process gives added resistance to the tension, compression and flexibility of its products. it also provides higher strength resulting is a reinforced structure system that is capable of talking high loads.





RASHTRIYA PERFORATED TYPE FRP CABLE TRAYS

Manufactured by automatic Pultrusion machine, we offer the most extensive range of Perforated Type Cable Trays Globally With Sizes ranging from 50 mm Width to 600 mm Width, in various thickness and Flange heights. Some of our standard Perforated Cable Trays are as listed in the table below:

RASHTRIYA
ELECTRICAL & ENGG. CORPN.

Product Code	Inside Width	Load Design	Material Choice
R-PT - 50	50 mm	10 kg / mtr.	Polyster / Vinyl
R-PT - 75	75 mm	12 kg / mtr.	Polyster / Vinyl
R-PT - 100	100 mm	15 kg / mtr.	Polyster / Vinyl
R-PT – 150	150 mm	18 kg / mtr.	Polyster / Vinyl
R-PT - 200	200 mm	25 kg / mtr.	Polyster / Vinyl
R-PT - 300	300 mm	30 kg / mtr.	Polyster / Vinyl
R-PT - 450	450 mm	40 kg / mtr.	Polyster / Vinyl
R-PT - 500	500 mm	45 kg / mtr.	Polyster / Vinyl
R-PT - 600	600 mm	50 kg / mtr.	Polyster / Vinyl

* Load Design is for a support span of 1.5 mtrs for Perforated Type of Trays
** Standard Length of Trays is 3000 mm , however, longer lengths upto 12000 mm can be suppiled upon request.

RASHTRIYA FRP LADDER TYPE CABLE TRAYS

Ladder Type Cable Trays are manufactured by assembling various cross sections of pultruded FRP sections as side runners and rungs. A detailed chart below lists the various combination available as our standards product range :

Product Code	Width	Side Runner Ht.	Rung Width	Load Bearing UDL	Material
R-LT - 100	100 mm	75 / 100 / 150	50 / 35	30 kg. / mtr	Polyster / Vinyl
R-LT - 150	150mm	75 / 100 / 150	50 / 35	30 kg. / mtr	Polyster / Vinyl
R-LT - 200	200mm	75 / 100 / 150	50 / 35	30 kg. / mtr	Polyster / Vinyl
R-LT - 250	250mm	75 / 100 / 150	50 / 35	30 kg. / mtr	Polyster / Vinyl
R-LT - 300	300mm	75 / 100 / 150	50 / 35	45 kg. / mtr	Polyster / Vinyl
R-LT - 400	400mm	75 / 100 / 150	50 / 35	45 kg. / mtr	Polyster / Vinyl
R-LT - 450	450mm	75 / 100 / 150	50 / 35	45 kg. / mtr	Polyster / Vinyl
R-LT - 500	500mm	75 / 100 / 150	50 / 35	45 kg. / mtr	Polyster / Vinyl
R-LT - 600	600mm	75 / 100 / 150	50 / 35	60 kg. / mtr	Polyster / Vinyl
R-LT - 750	750mm	75 / 100 / 150	50 / 35	75 kg. / mtr	Polyster / Vinyl
R-LT - 900	900mm	75 / 100 / 150	50 / 35	90 kg. / mtr	Polyster / Vinyl

Best Technology & Best Product

AN – ISO 9001:2000 COMPANY

RASHTRIYA
ELECTRICAL & ENGG. CORPN.

Sales & Correspondence Office:
1831, Electrical Market, Bhagirath Palace, Delhi-110006. INDIA

Tel.: +91-11-23860070, 23873873, 23863593, 23865527

E-mail: rajgoel123@hotmail.com, sales@rashtriyaelectrical.com,
info@rashtriyaelectrical.com

Website: www.rashtriyaelectrical.com